


## FMD 2001 EMERGENCY PAGING UNIT



### Description

FMD 2001 remote microphone station, designed specifically for the VAIE 2250 system, enables live or recorded alert or evacuation messages to be sent out using a controlled microphone. The leds on the front panel provide the main information on the status of the emergency system and on any failures. Each station must be completed with an additional microphone (not included).

### Additional microphones



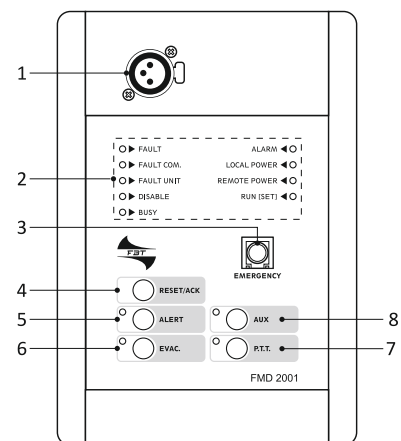
**FMG 2000**  
Dynamic gooseneck



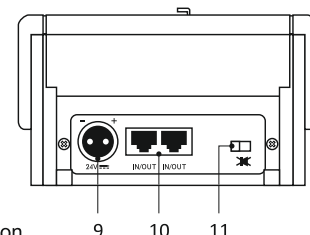
**FMH 2000**  
Dynamic hand-held

### References

1. Socket for stem or hand-held microphone.
2. Status-indicator LEDs.
3. Emergency key.
4. Key for interrupting message/failure buzzer.
5. Key for sending out pre-recorded alert message.
6. Key for sending out pre-recorded evac messages.
7. Call key.
8. Key for calling up pre-set messages.



9. Connector for external 24 VDC power supply.
10. IN/OUT connectors.
11. Buzzer switch.\*

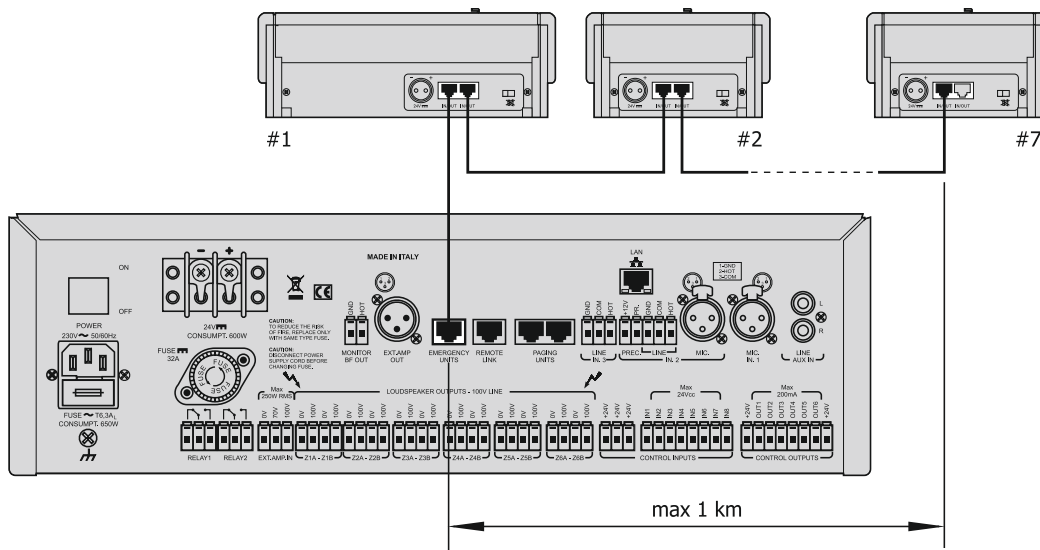


(\* ) For exclusive use of installers, please refer to the instruction manual of the microphone station

# FMD 2001 EMERGENCY PAGING UNIT

## Connections

These stations must be connected to the "EMERGENCY UNITS" connectors of the VAIE 2250 system. It is possible to connect up to 7 remote stations in cascade formation. \*



Important: the connections to the stations are made by means of CAT5e SF/UTP shielded cable and a shielded STP connector.

\* According to the specifications of each system, it could be necessary to provide an external power supply through the appropriate local socket.

## Technical data

Power supply voltage	24VDC
Maximum absorption @24Vcc	60mA
Typical output level	300mV
Distortion	<1%
S/N ratio	>60dB
S/N ratio (weighted "A")	>65dB
Frequency response	130 ÷ 19.000Hz
Low cut filter	-3dB / 380Hz
Dimensions (W x H x D)	140 x 80 x 200mm
Net weight	0,77kg

