

ATT. ZONE AMPLIFIER (JPA-1120A, 1240A)

DEL MEDIA

GENERAL USE


JPA-1120A, 1240A have been designed to ensure durable performance and reliable operation of sound systems. It is best suited for call and message transmission installations with alert systems, music in industrial enterprises, offices, congregation halls and sport centers, schools, churches, hospitals, super-market, and other similar occasions.



FEATURES

AMP SECTION

- AUTOMATIC VARIABLE SPEED FAN
- OVER CURRENT PROTECTION
- OVER HEATING PROTECTION
- LOAD SHORT CIRCUIT PROTECTION
- BUILT IN L.P.F.(LOW PASS FILTER) CIRCUIT
- OUTPUT LED INDICATOR
- 5 ZONE SPEAKER OUTPUT OR ALL CALL
- SPEAKER ATTENUATOR PER CHANNEL BY 6 STEP PRE AMP AND OTHER
- INPUT GAIN VOLUME CONTROL PER MICROPHONE
- SELECTIVE PHANTOM POWER PER MICROPHONE
- DIN CONNECTOR FOR P.T.T(PUSH TO TALK) MICROPHONE INPUT
- RCA JACK FOR LINE 4, 5 INPUT
- RCA JACK FOR RECORDING OUTPUT
- CONNECTOR FOR PRE OUT/EXTERNAL AMP IN
- EQUALIZER PER INPUT CHANNEL
- TELEPHONE PAGING AND NIGHT RINGER
- SELECTIVE 2-TONE / 4-TONE CHIME
- SIREN
- OPTIONAL MODULE CONNECTION
(JCR-10, JTP-10, JCP-10, JDM-10A, JCDP-10, JCDR-10)
- REMOTE CONTROL FOR POWER ON/OFF
- SOFT START FOR BATTERY POWER SUPPLY DELAY
- REMOTE CONTROL SYSTEM BY RJ45 CONNECTER
 1. DIGITAL MESSAGE
 2. CHIME
 3. CONNECTION WITH 3 MODULES(JRC-10) SIMULTANEOUSLY
- AUTO ALERT ANNOUNCEMENT AND AUTO POWER "ON" CONNECTING TO DIGITAL MESSAGE (JDM-10A) (MESSAGE FIRST PRIORITY CONNECTING WITH FIRE ALARM SYSTEM)
- MIC 1, 2, 3 PRIORITY SELECTOR SWITCH



REMOTE CONTROLLER JRC-10

- RCA jack for signal input of line level of cassette deck etc.
- Selecting zone speaker is possible
- PLAY/STOP signal recorded in digital message
- Selecting 6 recording bank
- Automatic chime operating with selecting microphone S/W.
- Volume to control audio output level
- LED function to indicate data transmission as "send"
- In case of multi operating by remote control, selecting priority and LED function indicating operating as "busy" is possible
- Uni-direction microphone to prevent howling

DIMENSIONS: 202(W)X51(H)X156(D)mm

8(W)X 2(H)X 6.1(D)inch

WEIGHT: 1.3kg / 2.87lbs

P.T.T REMOTE JPPT-10

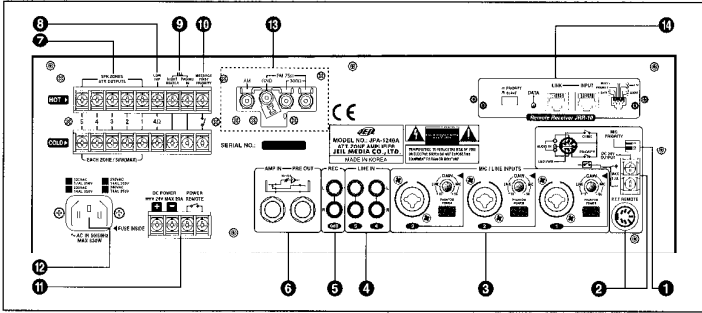
- Automatic chime operating with microphone switch
- Selecting priority with microphone switch
- Chime & priority operating, selecting ON/OFF switch
- When microphone switch is selected, DC 24V voltage is outputted with selecting priority
- Uni-direction microphone to prevent howling

DIMENSIONS: 126(W)X51(H)X156(D)mm

5(W)X 2(H)X 6.1(D)inch

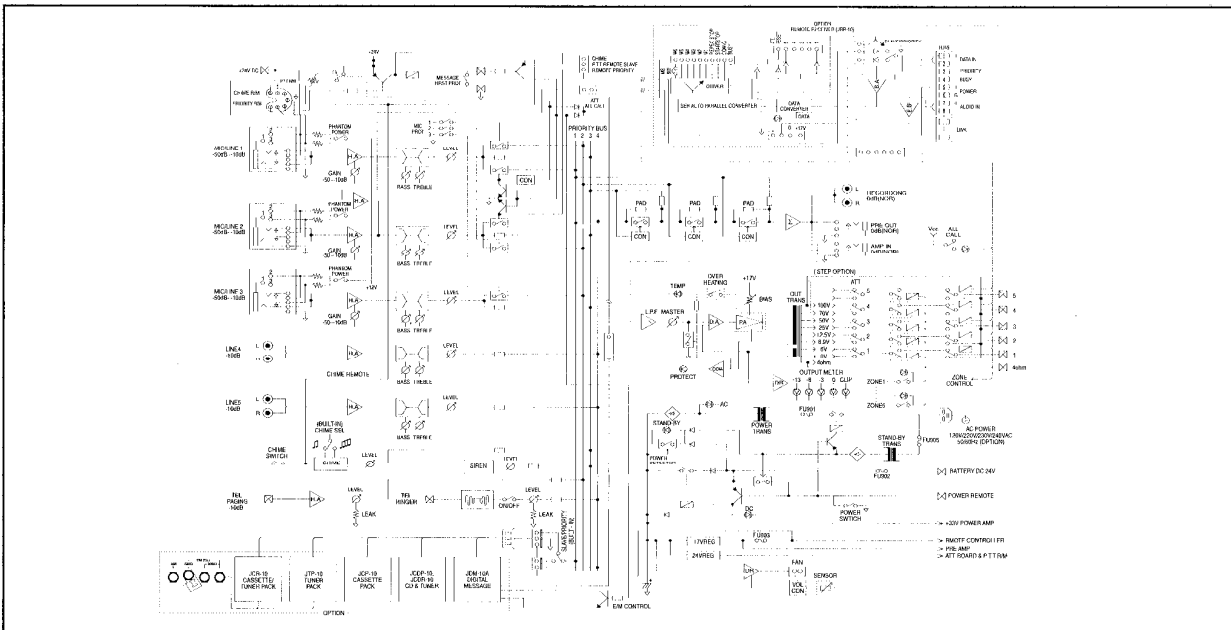
WEIGHT: 0.8kg / 1.76lbs

REAR PANEL CONTROLS



- 1. MIC PRIORITY SWITCH
- 2. P.T.T REMOTE JACK (DIN 7 PIN)
- 3. MIC/LINE INPUT
- 4. LINE-IN 4-5
- 5. RECORDING
- 6. AMP IN/PRE OUT
- 7. SPEAKER ZONES & ATT. OUTPUT
- 8. LOW IMPEDANCE OUTPUT
OUTPUT IMPEDANCE : JPA 1120A: 4ohm/22V, JPA-1240A: 4ohm/31V,
- 9. TELEPHONE : NIGHT RINGER, PAGING IN
- 10. MESSAGE FIRST PRIORITY
- 11. DC POWER, POWER REMOTE
- 12. AC POWER INLET
- 13. ANT. TERMINAL(OPTION)
- 14. REMOTE CONTROL RECEIVER(OPTION)

BLOCK DIAGRAM



SPECIFICATIONS

TECHNICAL

- Input Sensitivity/Impedance
 - MIC/LINE1~3 : -50dBu(2.45mV) 5KΩ BAL, -10dBu(245mV) 5KΩ BAL
 - LINE 4-5 : -10dBu(245mV) 15KΩ UNBAL, TEL PAGING : -10dBu(245mV) 5KΩ BAL
 - PACK UNIT : -10dBu(245mV) 10KΩ UNBAL, REC OUT : 0dBu(775mV) 3KΩ UNBAL
 - PRE OUT : 0dBu(775mV) 100Ω UNBAL, AMP IN : 0dBu(775mV) 10KΩ UNBAL
- Rated Output
 - JPA 1120A : 120W(RMS), JPA 1240A : 240W(RMS)
- Output Impedance
 - LOW IMP : 4Ω
- ATT. Step(option)
 - EUROPE : 100V, 70V, 50V, 25V, 12.5V, 8.9V, AMERICA : 70V, 50V, 25V, 12.5V, 8.9V, 6V
- Frequency Response(line signal)
 - LESS THAN -3dB(55Hz ~ 16kHz)
- Signal to Noise Ratio
 - LINE : MORE THAN 80dB('A' WEIGHT), MIC : MORE THAN 70dB('A' WRIGHT)
- T.H.D
 - LESS THAN 1%(1kHz)
- Power Consumption
 - JPA-1120A : 350W, JPA-1240A : 630W
- 1/8 Power Current Draw 120V/230V
 - JPA-1120A : 1.6A/0.8A, JPA-1240A : 2.8A/1.4A
- 1/3 Power Current Draw 120V/230V
 - JPA-1120A : 2.4A/1.2A, JPA-1240A : 4A/2A
- Rated Power Current Draw 120V/230V
 - JPA-1120A : 3.6A/1.8A, JPA-1240A : 6.4A/3.2A

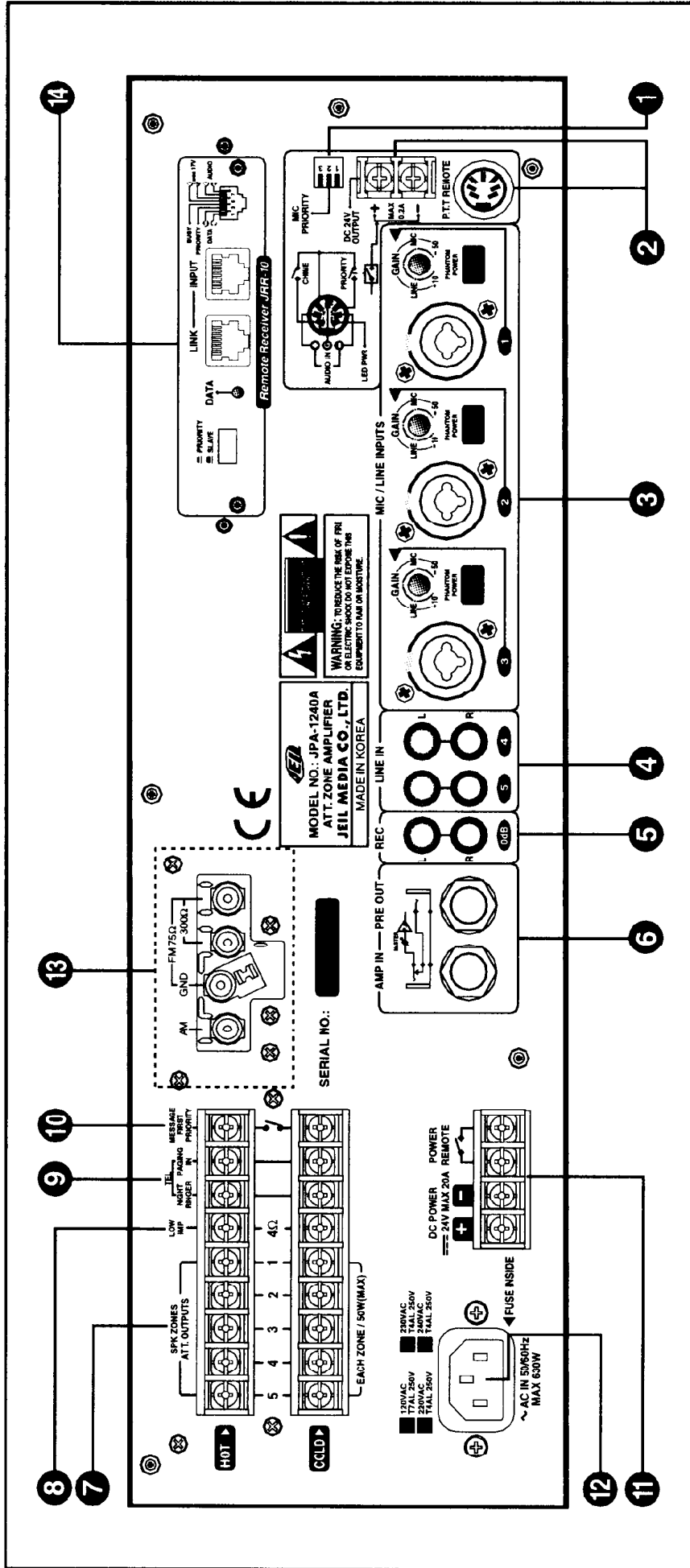
GENERAL

- Power(option)
 - 120V/ 220V/230V/240VAC 50/60Hz, 24VDC
- Dimensions
 - 430(W) X 133(H) X 352(D)(mm), 16.9(W) X 5.2(H) X 13.9(D)(inch)
- Weight(kg/lbs)
 - JPA-1120A : 13 / 28.7, JPA-1240A : 14 / 30.9

NOTE

Specifications and design subject to change without notice for improvements.

REAR PANEL CONTROLS



- 1. MIC PRIORITY SWITCH
- 2. P.T.T REMOTE JACK (DIN 7 PIN)
- 3. MIC/LINE INPUT
- 4. LINE IN 4-5
- 5. RECORDING
- 6. AMP IN/PRE OUT
- 7. SPEAKER ZONES & ATT. OUTPUT
- 8. LOW IMPEDANCE OUTPUT
- 9. TELEPHONE: NIGHT RINGER, PAGING IN
- 10. MESSAGE FIRST PRIORITY
- 11. DC POWER, POWER REMOTE
- 12. AC POWER INLET
- 13. ANT. TERMINAL(OPTION)
- 14. REMOTE CONTROL RECEIVER(OPTION)

BLOCK DIAGRAM

