LUMINAIRE PHOTOMETRIC TEST REPORT

NAME: WEDE901-AC	TYPE:	WEIGHT:
SPEC.:	DIM.:	SERIAL No.:2015.05.25
MFR.:	SUR.:0.01	PROTECTION ANGLE:

DATA OF LAMP		PHOTOMETRIC DATA		Eff: 84.76 lm/W	
MODEL		Imax(cd)	646.2	S/MH(C0/180)	1.22
NOMINAL POWER(W)	14	LOR(%)	100.0	S/MH(C90/270)	1.08
RATED VOLTAGE(V)	120	TOTAL FLUX(lm)	1191.1	h UP,DN(C0-180)	0.0,37.3
NOMINAL FLUX(lm)	1191.1	CIE CLASS	DIRECT	h UP,DN(C180-360)	0.0,62.7
LAMPS INSIDE	1	h up(%)	0.0	CIBSE SHR NOM	1.00
TEST VOLTAGE(V)	120	h down(%)	100.0	CIBSE SHR MAX	1.15

LUMINOUS INTENSITY DISTRIBUTION DIAGRAM

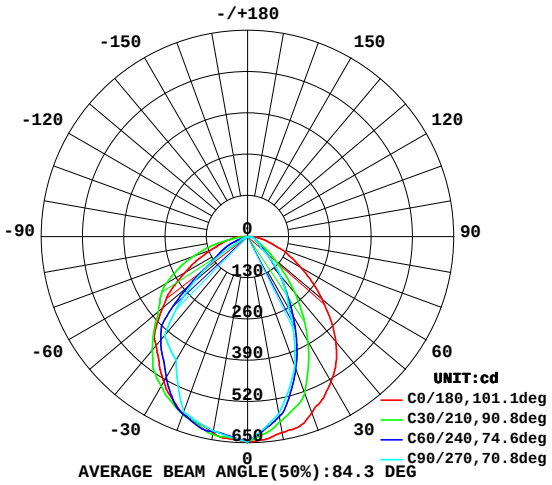

AVERAGE BEAM ANGLE(50%):84.3 DEG

C0 PLANE ISOLUX DIAGRAM (UNIT:lx)

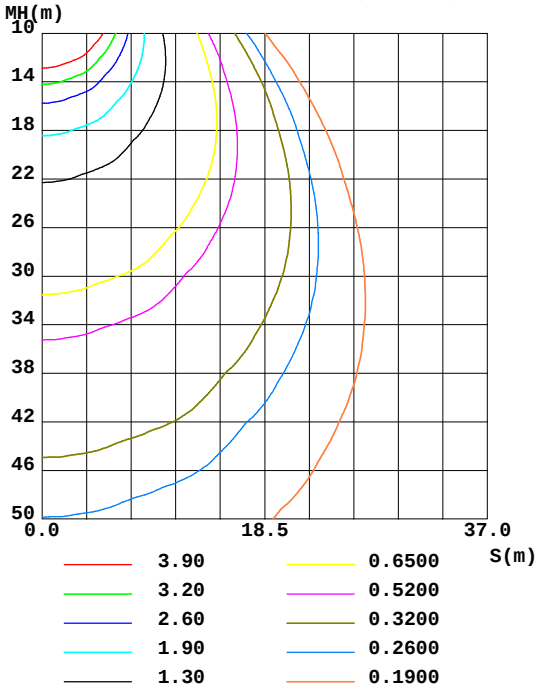

C Range: 0 - 360DEG
C Interval: 5.0DEG
Test Speed: HIGH
Temperature:20DEG
Operators:
Test Date:2015-05-25

g Range: 0 - 90DEG
g Interval: 0.5DEG
Test System:EVERFINE GO-2000H_V1 SYSTEM V2.0.287
Humidity:60.0%
Test Distance:13.450m [K=1.0000]
Remarks: 充电测试

C:\Documents and Settings\Administrator\My Documents\WEDE901-AC（充电）2.GOS

ZONAL FLUX DIAGRAM

ZONAL FLUX DIAGRAM:

g	C0	C45	C90	C135	C180	C225	C270	C315	g	F zone	F total	%lum,lamp
5	641.4	616.2	606.6	615.3	640.2	633.0	634.0	638.9	0- 5	15.15	15.15	1.27,1.27
10	627.9	583.9	566.9	586.6	627.7	634.3	621.8	632.6	5- 10	44.16	59.31	4.98,4.98
15	621.2	539.0	501.5	545.3	606.4	624.4	605.2	612.6	10- 15	70.40	129.7	10.9,10.9
20	591.9	474.2	436.0	480.9	595.4	594.6	588.5	589.3	15- 20	92.36	222.1	18.6,18.6
25	563.1	400.4	348.0	420.2	563.7	572.8	519.4	562.3	20- 25	108.4	330.5	27.7,27.7
30	526.7	322.1	260.0	350.4	528.0	535.9	450.3	522.3	25- 30	117.1	447.6	37.6,37.6
35	485.8	246.6	210.6	272.0	485.8	485.5	428.5	480.6	30- 35	120.4	568.0	47.7,47.7
40	432.9	174.4	161.2	199.4	448.6	443.8	406.7	431.3	35- 40	119.8	687.8	57.7,57.7
45	370.0	120.8	109.1	137.9	410.0	397.7	312.6	404.8	40- 45	113.2	801.0	67.3,67.3
50	306.8	75.34	56.95	84.52	350.5	346.2	218.5	372.6	45- 50	99.32	900.4	75.6,75.6
55	246.8	51.29	45.70	56.68	294.9	235.4	124.7	262.9	50- 55	81.14	981.5	82.4,82.4
60	192.1	35.26	34.46	36.40	229.0	149.5	30.95	180.3	55- 60	63.61	1045	87.7,87.7
65	146.0	29.80	29.71	30.97	175.0	135.5	18.37	137.6	60- 65	49.80	1095	91.9,91.9
70	104.0	25.13	24.95	26.39	122.5	90.29	5.804	81.05	65- 70	38.74	1134	95.2,95.2
75	70.94	21.37	21.06	22.99	86.47	21.50	4.285	24.00	70- 75	26.50	1160	97.4,97.4
80	46.48	17.88	17.17	19.75	58.68	10.69	2.766	12.76	75- 80	17.54	1178	98.9,98.9
85	25.89	6.533	0	7.362	36.02	3.220	0	3.340	80- 85	10.50	1188	99.8,99.8
90	7.631	0	0	0	4.515	0	0	0	85- 90	2.950	1191	100,100
95									90- 95			
100									95-100			
105									100-105			
110									105-110			
115									110-115			
120									115-120			
125									120-125			
130									125-130			
135									130-135			
140									135-140			
145									140-145			
150									145-150			
155									150-155			
160									155-160			
165									160-165			
170									165-170			
175									170-175			
180									175-180			
DEG	LUMINOUS INTENSITY:cd									UNIT:lm		

C Range: 0 - 360DEG
C Interval: 5.0DEG
Test Speed: HIGH
Temperature:20DEG
Operators:
Test Date:2015-05-25

g Range: 0 - 90DEG
g Interval: 0.5DEG
Test System:EVERFINE GO-2000H_V1 SYSTEM V2.0.287
Humidity:60.0%
Test Distance:13.450m [K=1.0000]
Remarks: 充电测试

CU AND LUMINAIRE BUDGETARY ESTIMATE DIAGRAM

NAME: WEDE901-AC	TYPE:	WEIGHT:
SPEC.:	DIM.:	SERIAL No.:2015.05.25
MFR.:	SUR.:0.01	PROTECTION ANGLE:

ρcc	80%			70%			50%			30%			10%			0
ρw	50%	30%	10%	50%	30%	10%	50%	30%	10%	50%	30%	10%	50%	30%	10%	0
ρfc	20%			20%			20%			20%			20%			0
RCR	RCR:Room Cavity Ratio			Coefficients of Utilization(CU)												
0.0	1.19	1.19	1.19	1.16	1.16	1.16	1.11	1.11	1.11	1.06	1.06	1.06	1.02	1.02	1.02	1.00
1.0	1.06	1.03	.99	1.04	1.01	.98	.00	.97	.95	.96	.94	.92	.93	.91	.89	.87
2.0	.95	.89	.84	.93	.87	.83	.89	.85	.81	.86	.82	.79	.83	.80	.77	.75
3.0	.85	.78	.72	.83	.77	.71	.80	.75	.70	.78	.73	.69	.75	.71	.68	.66
4.0	.76	.69	.63	.75	.68	.62	.73	.66	.61	.70	.65	.61	.68	.64	.60	.58
5.0	.69	.61	.55	.68	.60	.55	.66	.59	.54	.64	.58	.54	.62	.57	.53	.51
6.0	.63	.55	.49	.62	.54	.49	.60	.54	.48	.59	.53	.48	.57	.52	.48	.46
7.0	.58	.50	.44	.57	.49	.44	.55	.49	.44	.54	.48	.43	.53	.47	.43	.41
8.0	.53	.45	.40	.52	.45	.40	.51	.44	.40	.50	.44	.39	.49	.43	.39	.37
9.0	.49	.41	.36	.48	.41	.36	.47	.41	.36	.46	.40	.36	.45	.40	.36	.34
10.0	.46	.38	.33	.45	.38	.33	.44	.38	.33	.43	.37	.33	.42	.37	.33	.31

LAMPS

LUMINAIRE BUDGETARY DIAGRAM

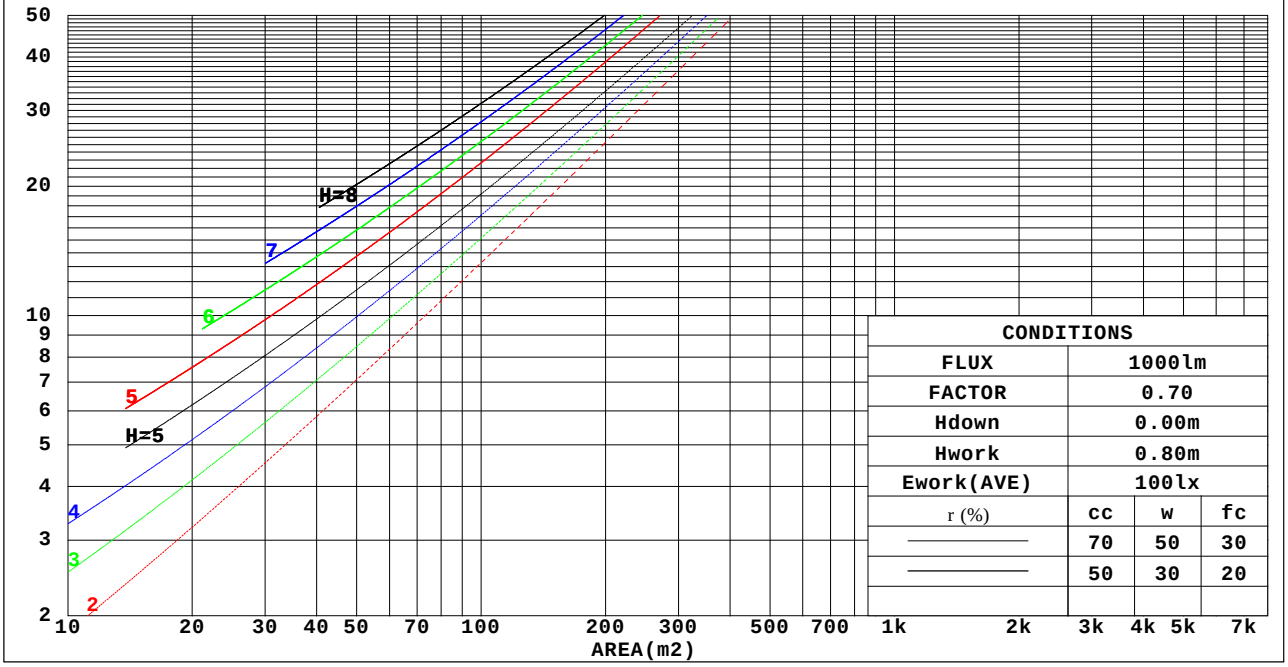

CONDITIONS			
FLUX	1000lm		
FACTOR	0.70		
Hdown	0.00m		
Hwork	0.80m		
Ework(AVE)	100lx		
ρ (%)	cc	w	fc
———	70	50	30
———	50	30	20

C Range: 0 - 360DEG
C Interval: 5.0DEG
Test Speed: HIGH
Temperature:20DEG
Operators:
Test Date:2015-05-25

γ Range: 0 - 90DEG
γ Interval: 0.5DEG
Test System:EVERFINE GO-2000H_V1 SYSTEM V2.0.287
Humidity:60.0%
Test Distance:13.450m [K=1.0000]
Remarks: 充电测试

C:\Documents and Settings\Administrator\My Documents\WEDE901-AC（充电）2.GOS

WEC AND CCEC

NAME: WEDE901-AC	TYPE:	WEIGHT:
SPEC.:	DIM.:	SERIAL No.:2015.05.25
MFR.:	SUR.:0.01	PROTECTION ANGLE:

ρcc	80%			70%			50%			30%			10%			0
ρw	50%	30%	10%	50%	30%	10%	50%	30%	10%	50%	30%	10%	50%	30%	10%	0
ρfc	20%			20%			20%			20%			20%			0
RCR	RCR:Room Cavity Ratio						Wall Exitance Coeffcients(WEC)									
0.0																
1.0	.263	.150	.047	.256	.146	.046	.243	.139	.045	.231	.133	.043	.220	.127	.041	
2.0	.251	.137	.042	.245	.135	.042	.233	.130	.040	.223	.125	.039	.213	.121	.038	
3.0	.235	.125	.037	.230	.123	.037	.220	.119	.036	.211	.116	.035	.202	.112	.035	
4.0	.220	.114	.034	.215	.113	.033	.207	.110	.033	.198	.107	.032	.191	.104	.032	
5.0	.206	.105	.030	.202	.103	.030	.194	.101	.030	.187	.098	.029	.180	.096	.029	
6.0	.193	.097	.028	.189	.095	.027	.182	.093	.027	.176	.091	.027	.170	.089	.027	
7.0	.181	.089	.025	.178	.089	.025	.172	.087	.025	.166	.085	.025	.160	.083	.024	
8.0	.170	.083	.023	.167	.082	.023	.162	.081	.023	.157	.079	.023	.152	.078	.023	
9.0	.161	.078	.022	.158	.077	.022	.153	.076	.021	.148	.074	.021	.144	.073	.021	
10.0	.152	.073	.020	.150	.072	.020	.145	.071	.020	.141	.070	.020	.137	.069	.020	

ρcc	80%			70%			50%			30%			10%			0
ρw	50%	30%	10%	50%	30%	10%	50%	30%	10%	50%	30%	10%	50%	30%	10%	0
ρfc	20%			20%			20%			20%			20%			0
RCR	RCR:Room Cavity Ratio						Ceiling Cavity Exitance Coefficients(CCEC)									
0.0	.190	.190	.190	.163	.163	.163	.111	.111	.111	.064	.064	.064	.020	.020	.020	
1.0	.177	.157	.138	.152	.134	.119	.104	.092	.082	.060	.053	.048	.019	.017	.015	
2.0	.167	.132	.103	.143	.114	.089	.098	.079	.062	.056	.046	.036	.018	.015	.012	
3.0	.158	.114	.079	.135	.098	.069	.093	.068	.048	.054	.040	.028	.017	.013	.009	
4.0	.150	.100	.063	.128	.087	.054	.088	.060	.038	.051	.035	.023	.016	.012	.007	
5.0	.142	.090	.051	.122	.078	.044	.084	.054	.031	.049	.032	.019	.016	.010	.006	
6.0	.135	.081	.042	.116	.070	.037	.080	.049	.026	.046	.029	.015	.015	.009	.005	
7.0	.129	.074	.036	.111	.064	.031	.076	.045	.022	.044	.026	.013	.014	.009	.004	
8.0	.123	.068	.031	.106	.059	.027	.073	.041	.019	.042	.024	.011	.014	.008	.004	
9.0	.117	.063	.027	.101	.055	.023	.070	.039	.017	.041	.023	.010	.013	.007	.003	
10.0	.112	.059	.024	.096	.051	.021	.067	.036	.015	.039	.021	.009	.013	.007	.003	

C Range: 0 - 360DEG
C Interval: 5.0DEG
Test Speed: HIGH
Temperature:20DEG
Operators:
Test Date:2015-05-25

γ Range: 0 - 90DEG
γ Interval: 0.5DEG
Test System:EVERFINE GO-2000H_V1 SYSTEM V2.0.287
Humidity:60.0%
Test Distance:13.450m [K=1.0000]
Remarks: 充电测试

UGR(Unified Glare Rating) Table

NAME: WEDE901-AC	TYPE:	WEIGHT:
SPEC.:	DIM.:	SERIAL No.:2015.05.25
MFR.:	SUR.:0.01	PROTECTION ANGLE:

ceiling/cavity		0.7	0.7	0.5	0.5	0.3	0.7	0.7	0.5	0.5	0.3
walls		0.5	0.3	0.5	0.3	0.3	0.5	0.3	0.5	0.3	0.3
working plane		0.2	0.2	0.2	0.2	0.2	0.2	0.2	0.2	0.2	0.2
Room dimensions		Viewed crosswise					Viewed endwise				
x = 2H	y = 2H	23.1	24.4	23.3	24.6	24.8	16.8	18.2	17.1	18.4	18.6
	3H	24.1	25.4	24.4	25.6	25.8	17.7	19.0	18.0	19.2	19.4
	4H	24.6	25.8	24.9	26.0	26.3	18.3	19.5	18.6	19.7	20.0
	6H	25.0	26.2	25.4	26.4	26.7	19.0	20.1	19.3	20.4	20.6
	8H	25.2	26.3	25.6	26.6	26.9	19.2	20.2	19.5	20.5	20.8
	12H	25.4	26.5	25.8	26.7	27.0	19.2	20.2	19.5	20.5	20.8
4H	2H	22.8	24.0	23.1	24.3	24.5	17.1	18.3	17.4	18.6	18.8
	3H	24.0	25.0	24.3	25.3	25.6	18.3	19.3	18.7	19.6	19.9
	4H	24.5	25.4	24.9	25.7	26.1	19.1	20.0	19.5	20.4	20.7
	6H	25.0	25.9	25.4	26.2	26.6	20.0	20.9	20.4	21.2	21.6
	8H	25.3	26.1	25.7	26.4	26.8	20.3	21.1	20.7	21.4	21.8
	12H	25.6	26.3	26.0	26.7	27.1	20.3	21.0	20.7	21.4	21.8
8H	4H	24.5	25.2	24.9	25.6	26.0	19.5	20.2	19.9	20.6	21.0
	6H	25.1	25.7	25.5	26.1	26.6	20.7	21.3	21.1	21.7	22.2
	8H	25.4	26.0	25.9	26.4	26.9	21.1	21.6	21.5	22.0	22.5
	12H	25.8	26.3	26.3	26.8	27.2	21.1	21.6	21.6	22.0	22.5
12H	4H	24.4	25.1	24.9	25.5	25.9	19.5	20.2	19.9	20.6	21.0
	6H	25.1	25.7	25.6	26.1	26.5	20.9	21.4	21.3	21.8	22.3
	8H	25.5	26.0	26.0	26.4	26.9	21.3	21.8	21.8	22.2	22.7
Variations with the observer position at spacings:											
S = 1.0H		+ 1.2 / - 1.0					+ 0.5 / - 0.5				
1.5H		+ 2.2 / - 2.6					+ 0.7 / - 0.6				
2.0H		+ 3.2 / - 3.6					+ 1.1 / - 0.5				

CIE Pub.117 Corrected 1191 lm Total Lamp Luminous Flux.(8log(F/F0) = 0.6)

C Range: 0 - 360DEG
C Interval: 5.0DEG
Test Speed: HIGH
Temperature:20DEG
Operators:
Test Date:2015-05-25

g Range: 0 - 90DEG
g Interval: 0.5DEG
Test System:EVERFINE GO-2000H_V1 SYSTEM V2.0.287
Humidity:60.0%
Test Distance:13.450m [K=1.0000]
Remarks: 充电测试

UTILIZATION FACTORS TABLE

NAME: WEDE901-AC	TYPE:	WEIGHT:
SPEC.:	DIM.:	SERIAL No.:2015.05.25
MFR.:	SUR.:0.01	PROTECTION ANGLE:

REFLECTANCE										
Ceiling	0.8	0.8	0.8	0.7	0.7	0.7	0.5	0.5	0.5	0
Walls	0.7	0.5	0.3	0.7	0.5	0.3	0.7	0.5	0.3	0
Working plane	0.2	0.2	0.2	0.2	0.2	0.2	0.2	0.2	0.2	0
ROOM INDEX	UTILIZATION FACTORS(PERCENT) k(RI) x RCR = 5									
k = 0.60	65	55	49	64	55	49	63	54	48	43
0.80	75	65	59	74	65	58	72	64	58	52
1.00	83	73	67	82	73	67	80	74	66	60
1.25	89	80	74	88	80	74	86	78	73	67
1.50	94	85	80	92	85	79	89	83	78	71
2.00	99	92	87	98	91	86	95	89	85	78
2.50	103	96	91	101	95	90	97	92	88	81
3.00	105	100	95	103	98	94	100	95	92	84
4.00	109	104	100	106	102	99	102	99	96	88
5.00	111	107	103	108	105	102	104	101	99	90
ROOM INDEX	UF(total)									Direct
According to DIN EN 13032-2 2004	Suspended								SHRNOM = 1.25	

C Range: 0 - 360DEG
C Interval: 5.0DEG
Test Speed: HIGH
Temperature:20DEG
Operators:
Test Date:2015-05-25

g Range: 0 - 90DEG
g Interval: 0.5DEG
Test System:EVERFINE GO-2000H_V1 SYSTEM V2.0.287
Humidity:60.0%
Test Distance:13.450m [K=1.0000]
Remarks: 充电测试

C:\Documents and Settings\Administrator\My Documents\WEDE901-AC（充电）2.GOS

ISOCANDELA DIAGRAM

NAME: WEDE901-AC	TYPE:	WEIGHT:
SPEC.:	DIM.:	SERIAL No.:2015.05.25
MFR.:	SUR.:0.01	PROTECTION ANGLE:

Conical surface Flux(90deg):
801.04 lm
%lum = 67.3%
%lamp = 67.3%

Conical surface Flux(120deg):
1045.1 lm
%lum = 87.7%
%lamp = 87.7%

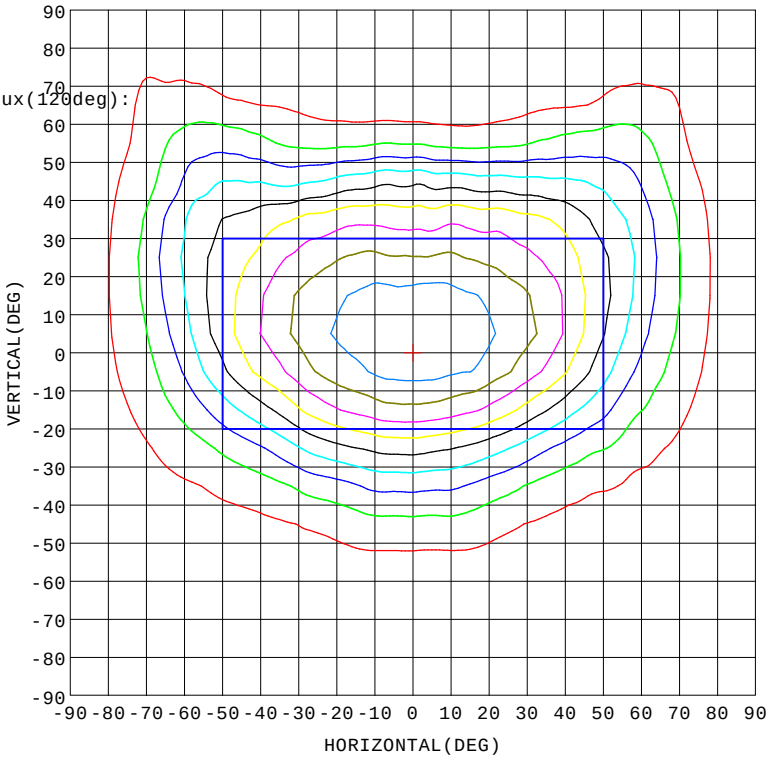

10% 64.58
20% 129.2
30% 193.7
40% 258.3
50% 322.9
60% 387.5
70% 452.1
80% 516.6
90% 581.2

MAX = 645.80
MIN = 165.82
AVG = 472.93
AVG/MAX = 0.73
MIN/MAX = 0.26

Imax:645.8(H0.0,V0.0)
(At:C=0.0,Gamma=0.0)
UNIT: cd

C Range: 0 - 360DEG
C Interval: 5.0DEG
Test Speed: HIGH
Temperature:20DEG
Operators:
Test Date:2015-05-25

g Range: 0 - 90DEG
g Interval: 0.5DEG
Test System:EVERFINE GO-2000H_V1 SYSTEM V2.0.287
Humidity:60.0%
Test Distance:13.450m [K=1.0000]
Remarks: 充电测试

C:\Documents and Settings\Administrator\My Documents\WEDE901-AC（充电）2.GOS

AAI Figure

NAME: WEDE901-AC	TYPE:	WEIGHT:
SPEC.:	DIM.:	SERIAL No.:2015.05.25
MFR.:	SUR.:0.01	PROTECTION ANGLE:

Flux out:580.1 lm

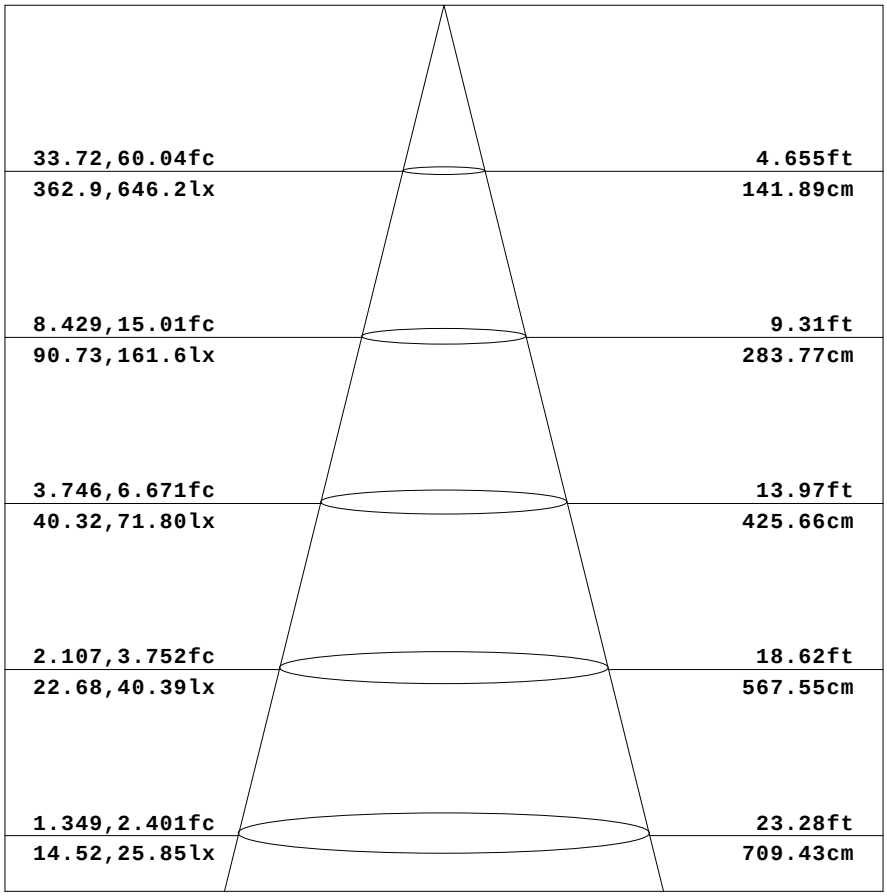

Note:The Curves indicate the illuminated area and the average illumination when the luminaire is at different distance.

C Range: 0 - 360DEG
C Interval: 5.0DEG
Test Speed: HIGH
Temperature:20DEG
Operators:
Test Date:2015-05-25

g Range: 0 - 90DEG
g Interval: 0.5DEG
Test System:EVERFINE GO-2000H_V1 SYSTEM V2.0.287
Humidity:60.0%
Test Distance:13.450m [K=1.0000]
Remarks: 充电测试

C:\Documents and Settings\Administrator\My Documents\WEDE901-AC（充电）2.GOS

ISOLUX DIAGRAM

NAME: WEDE901-AC	TYPE:	WEIGHT:
SPEC.:	DIM.:	SERIAL No.:2015.05.25
MFR.:	SUR.:0.01	PROTECTION ANGLE:

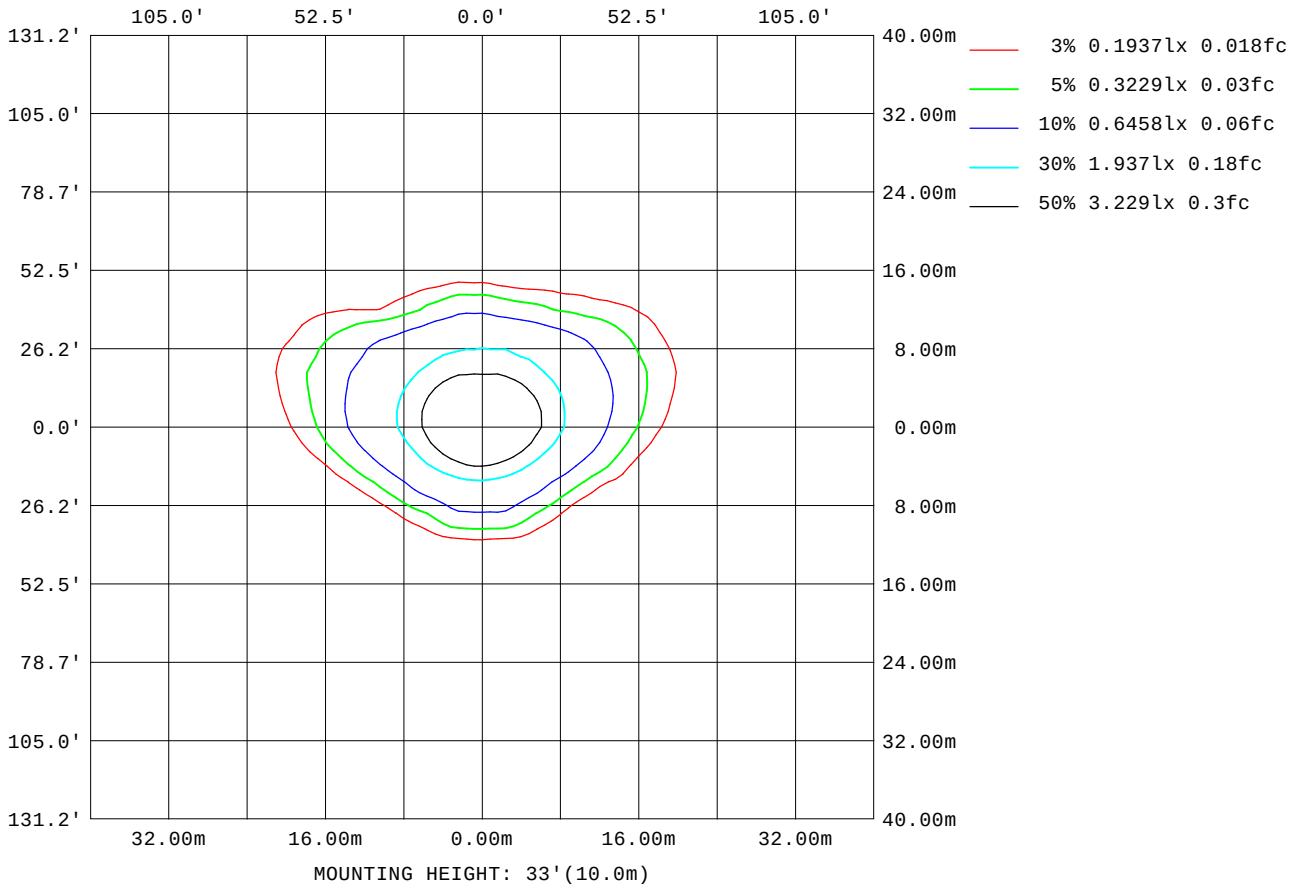

C Range: 0 - 360DEG
C Interval: 5.0DEG
Test Speed: HIGH
Temperature:20DEG
Operators:
Test Date:2015-05-25

g Range: 0 - 90DEG
g Interval: 0.5DEG
Test System:EVERFINE GO-2000H_V1 SYSTEM V2.0.287
Humidity:60.0%
Test Distance:13.450m [K=1.0000]
Remarks: 充电测试

C:\Documents and Settings\Administrator\My Documents\WEDE901-AC（充电）2.GOS

Planar Illuminance Curve

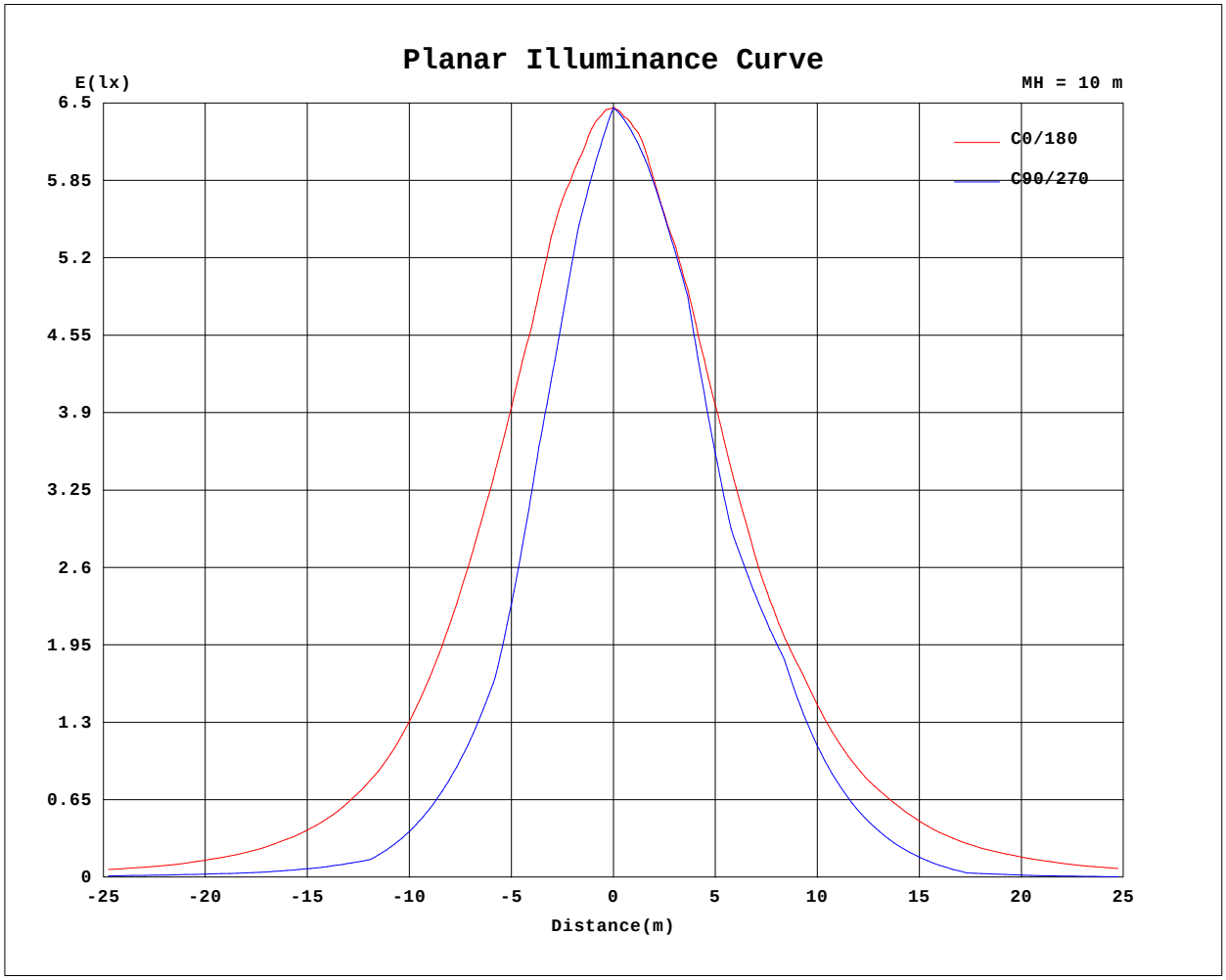

C Range: 0 - 360DEG
C Interval: 5.0DEG
Test Speed: HIGH
Temperature:20DEG
Operators:
Test Date:2015-05-25

g Range: 0 - 90DEG
g Interval: 0.5DEG
Test System:EVERFINE GO-2000H_V1 SYSTEM V2.0.287
Humidity:60.0%
Test Distance:13.450m [K=1.0000]
Remarks: 充电测试

C:\Documents and Settings\Administrator\My Documents\WEDE901-AC（充电）2.GOS

LUMINOUS DISTRIBUTION INTENSITY DATA

NAME: WEDE901-AC	TYPE:	WEIGHT:
SPEC.:	DIM.:	SERIAL No.:2015.05.25
MFR.:	SUR.:0.01	PROTECTION ANGLE:

Table--1 UNIT: cd

γ (DEG) \ C(DEG)	0	5	10	15	20	25	30	35	40	45	50	55	60	65	70	75	80	85	90
0	646	646	646	646	646	646	646	646	646	646	646	646	646	646	646	646	646	646	646
5	641	638	635	632	629	626	623	621	618	616	614	612	611	610	608	607	607	606	607
10	628	621	615	608	603	598	593	588	585	584	581	579	577	574	572	569	568	567	567
15	621	611	600	590	580	571	561	554	549	539	530	523	516	512	507	504	502	501	501
20	592	577	564	553	543	534	525	507	491	474	461	452	444	439	435	432	432	435	436
25	563	543	525	509	495	476	453	433	416	400	385	375	366	359	352	346	344	345	348
30	527	500	475	453	429	404	380	358	339	322	309	297	287	277	268	259	255	257	260
35	486	453	423	395	361	331	306	283	263	247	231	217	215	214	213	212	208	208	211
40	433	397	365	330	293	261	233	207	187	174	168	161	159	161	167	172	167	160	161
45	370	337	306	264	225	195	166	138	127	121	115	108	107	111	117	119	114	108	109
50	307	274	244	205	166	136	110	94.7	82.9	75.3	74.6	73.1	71.5	72.5	72.3	65.9	58.1	55.6	56.9
55	247	213	181	150	123	87.7	71.4	55.6	51.6	51.3	48.9	44.3	44.4	47.6	50.0	48.2	45.3	44.8	45.7
60	192	159	127	97.0	81.2	61.3	44.3	40.4	37.3	35.3	35.4	35.7	36.3	37.3	37.7	37.4	36.6	35.1	34.5
65	146	120	88.9	63.4	45.7	35.4	32.6	29.8	29.7	29.8	29.8	29.8	30.2	30.5	30.6	30.9	30.8	30.0	29.7
70	104	80.0	58.4	41.5	30.8	26.4	25.3	24.9	24.7	25.1	25.5	25.8	26.0	25.9	25.8	25.5	25.2	25.0	25.0
75	70.9	52.3	36.5	26.9	22.7	21.8	21.1	21.0	21.0	21.4	21.7	22.1	22.3	22.1	21.9	21.5	21.3	21.1	21.1
80	46.5	30.5	22.7	19.3	18.5	18.2	17.8	17.7	17.6	17.9	18.3	18.7	18.8	18.6	18.3	17.8	17.4	17.2	17.2
85	25.9	15.6	15.6	15.2	15.0	14.9	14.4	11.0	8.44	6.53	5.06	3.82	2.76	1.85	1.14	0.62	0.27	0.07	0.00
90	7.63	0.00	0.00	0.00	0.00	0.00	0.00	0.00	0.00	0.00	0.00	0.00	0.00	0.00	0.00	0.00	0.00	0.00	0.00

C Range: 0 - 360DEG
C Interval: 5.0DEG
Test Speed: HIGH
Temperature:20DEG
Operators:
Test Date:2015-05-25

γ Range: 0 - 90DEG
γ Interval: 0.5DEG
Test System:EVERFINE GO-2000H_V1 SYSTEM V2.0.287
Humidity:60.0%
Test Distance:13.450m [K=1.0000]
Remarks: 充电测试

C:\Documents and Settings\Administrator\My Documents\WEDE901-AC（充电）2.GOS

LUMINOUS DISTRIBUTION INTENSITY DATA

NAME: WEDE901-AC	TYPE:	WEIGHT:
SPEC.:	DIM.:	SERIAL No.:2015.05.25
MFR.:	SUR.:0.01	PROTECTION ANGLE:

Table--2 UNIT: cd

γ (DEG) \ C(DEG)	95	100	105	110	115	120	125	130	135	140	145	150	155	160	165	170	175	180	185
0	646	646	646	646	646	646	646	646	646	646	646	646	646	646	646	646	646	646	646
5	606	606	607	608	609	610	612	613	615	618	620	622	625	628	631	634	637	640	639
10	566	568	570	572	574	575	579	583	587	590	594	597	601	606	611	616	622	628	628
15	502	505	508	511	517	524	530	537	545	552	555	559	566	573	580	588	597	606	606
20	437	439	442	447	452	456	461	470	481	493	506	520	530	541	553	566	580	595	594
25	349	353	358	366	371	380	393	409	420	435	449	466	486	503	516	530	546	564	564
30	261	265	273	281	289	300	314	331	350	370	386	405	426	450	469	485	505	528	533
35	210	213	219	221	221	224	232	252	272	294	316	337	358	381	408	432	457	486	494
40	161	164	171	170	162	163	172	185	199	216	236	259	284	312	349	384	415	449	457
45	109	112	118	116	109	106	110	126	138	148	161	186	214	248	287	328	367	410	415
50	58.3	59.7	65.0	70.5	71.4	71.8	75.8	81.0	84.5	96.6	110	126	154	188	227	272	311	350	362
55	46.4	46.7	48.0	49.3	47.8	45.0	45.6	51.6	56.7	60.9	65.7	84.4	103	133	165	210	254	295	316
60	35.4	37.9	38.7	38.4	37.6	36.8	36.5	36.5	36.4	40.6	46.3	52.3	68.9	85.4	114	151	193	229	256
65	30.3	31.7	32.0	31.2	30.7	30.4	30.2	30.5	31.0	31.5	32.7	37.7	43.4	56.4	75.3	105	140	175	206
70	25.1	25.5	25.9	26.1	26.2	26.2	26.3	26.4	26.4	26.3	27.0	28.3	30.7	37.1	48.8	67.8	93.6	123	153
75	21.2	21.4	21.8	22.1	22.3	22.5	22.6	22.9	23.0	22.9	22.9	23.1	24.2	26.2	31.0	41.7	61.8	86.5	110
80	17.2	17.5	17.9	18.4	18.7	19.0	19.2	19.6	19.8	19.7	19.7	19.7	20.0	20.5	21.8	26.1	38.0	58.7	74.6
85	0.07	0.27	0.62	1.15	1.86	2.77	3.95	5.49	7.36	9.66	12.6	16.5	16.8	16.9	17.0	17.9	22.6	36.0	40.3
90	0.00	0.00	0.00	0.00	0.00	0.00	0.00	0.00	0.00	0.00	0.00	0.00	0.00	0.00	0.00	0.00	0.00	4.52	0.00

C Range: 0 - 360DEG
C Interval: 5.0DEG
Test Speed: HIGH
Temperature:20DEG
Operators:
Test Date:2015-05-25

γ Range: 0 - 90DEG
γ Interval: 0.5DEG
Test System:EVERFINE GO-2000H_V1 SYSTEM V2.0.287
Humidity:60.0%
Test Distance:13.450m [K=1.0000]
Remarks: 充电测试

C:\Documents and Settings\Administrator\My Documents\WEDE901-AC（充电）2.GOS

LUMINOUS DISTRIBUTION INTENSITY DATA

NAME: WEDE901-AC	TYPE:	WEIGHT:
SPEC.:	DIM.:	SERIAL No.:2015.05.25
MFR.:	SUR.:0.01	PROTECTION ANGLE:

Table--3 UNIT: cd

γ (DEG) \ C(DEG)	190	195	200	205	210	215	220	225	230	235	240	245	250	255	260	265	270	275	280
0	646	646	646	646	646	646	646	646	646	646	646	646	646	646	646	646	646	646	646
5	639	638	637	636	635	635	634	633	632	632	632	632	632	632	633	634	634	635	636
10	629	630	631	632	633	634	635	634	632	628	624	620	619	619	618	621	622	626	630
15	607	607	608	610	612	616	622	624	623	620	616	611	604	601	602	603	605	610	612
20	594	594	594	595	597	595	594	595	595	596	595	589	585	581	583	586	588	592	592
25	567	571	576	575	572	572	573	573	572	570	562	553	539	529	523	522	519	520	525
30	538	544	546	544	545	547	545	536	527	520	513	507	492	474	466	460	450	445	459
35	504	514	515	514	516	509	497	485	478	471	466	460	452	442	432	428	428	424	428
40	467	471	472	474	468	456	450	444	431	427	426	422	408	407	404	394	407	402	397
45	424	424	423	420	417	412	400	398	394	382	369	351	329	321	321	307	313	306	305
50	374	378	380	375	367	369	360	346	311	273	246	234	222	223	231	220	218	209	202
55	331	342	353	349	336	334	296	235	183	147	137	139	135	134	137	128	125	118	116
60	282	307	316	311	296	261	209	150	124	112	98.9	84.5	68.8	52.5	43.8	34.9	30.9	29.8	33.0
65	238	264	274	255	241	205	163	135	117	97.2	68.1	47.9	35.5	25.9	22.6	19.8	18.4	17.1	17.0
70	185	200	191	199	179	148	121	90.3	66.8	46.7	29.7	18.5	12.4	8.64	6.95	6.02	5.80	5.96	6.58
75	127	122	132	138	122	87.1	49.6	21.5	9.51	8.26	7.22	6.33	5.53	4.95	4.56	4.33	4.29	4.32	4.54
80	75.1	83.9	95.5	81.9	61.0	39.7	18.5	10.7	7.77	6.70	5.63	4.58	3.79	3.27	2.96	2.82	2.77	2.81	2.98
85	40.9	54.5	54.7	31.1	19.7	9.01	4.81	3.22	2.10	1.35	0.81	0.44	0.23	0.11	0.04	0.01	0.00	0.01	0.05
90	0.00	0.00	0.00	0.00	0.00	0.00	0.00	0.00	0.00	0.00	0.00	0.00	0.00	0.00	0.00	0.00	0.00	0.00	0.00

C Range: 0 - 360DEG
C Interval: 5.0DEG
Test Speed: HIGH
Temperature:20DEG
Operators:
Test Date:2015-05-25

γ Range: 0 - 90DEG
γ Interval: 0.5DEG
Test System:EVERFINE GO-2000H_V1 SYSTEM V2.0.287
Humidity:60.0%
Test Distance:13.450m [K=1.0000]
Remarks: 充电测试

C:\Documents and Settings\Administrator\My Documents\WEDE901-AC（充电）2.GOS

LUMINOUS DISTRIBUTION INTENSITY DATA

NAME: WEDE901-AC	TYPE:	WEIGHT:
SPEC.:	DIM.:	SERIAL No.:2015.05.25
MFR.:	SUR.:0.01	PROTECTION ANGLE:

Table--4 UNIT: cd

γ (DEG) \ C(DEG)	285	290	295	300	305	310	315	320	325	330	335	340	345	350	355				
0	646	646	646	646	646	646	646	646	646	646	646	646	646	646	646				
5	637	638	639	639	639	639	639	639	639	639	640	640	640	641	641				
10	632	632	632	632	633	633	633	631	629	627	626	626	626	626	627				
15	613	614	615	617	616	614	613	613	613	613	614	614	616	618	620				
20	592	592	593	592	590	589	589	594	598	602	601	599	596	593	592				
25	535	544	549	552	558	562	562	563	564	565	568	567	565	564	563				
30	479	489	490	497	506	513	522	530	533	536	542	546	544	536	531				
35	446	450	447	453	463	478	481	486	497	505	502	505	507	499	491				
40	417	422	413	418	433	435	431	442	450	458	461	463	460	451	440				
45	322	333	343	373	399	400	405	409	415	422	423	418	406	398	383				
50	206	218	238	265	294	332	373	372	377	379	373	365	357	348	328				
55	119	130	146	159	177	222	263	306	326	325	328	326	319	298	273				
60	40.3	55.8	79.8	102	128	151	180	225	258	276	278	282	268	247	222				
65	18.5	25.0	39.8	59.4	88.2	114	138	168	202	223	230	232	226	197	173				
70	7.77	10.5	16.6	27.0	43.8	62.3	81.1	103	140	172	180	173	163	149	131				
75	4.99	5.69	6.56	7.56	8.65	10.5	24.0	52.5	89.4	118	129	114	109	102	86.2				
80	3.35	4.02	4.89	5.96	7.01	8.46	12.8	24.4	43.3	60.2	74.6	76.5	61.2	61.9	58.2				
85	0.11	0.25	0.48	0.86	1.41	2.23	3.34	4.87	10.2	22.1	34.1	47.8	41.9	35.3	32.7				
90	0.00	0.00	0.00	0.00	0.00	0.00	0.00	0.00	0.00	0.00	0.00	0.00	0.00	0.00	0.00				

C Range: 0 - 360DEG
C Interval: 5.0DEG
Test Speed: HIGH
Temperature:20DEG
Operators:
Test Date:2015-05-25

γ Range: 0 - 90DEG
γ Interval: 0.5DEG
Test System:EVERFINE GO-2000H_V1 SYSTEM V2.0.287
Humidity:60.0%
Test Distance:13.450m [K=1.0000]
Remarks: 充电测试

C:\Documents and Settings\Administrator\My Documents\WEDE901-AC（充电）2.GOS